

4

3

2

1

THIS DRAWING IS UNPUBLISHED

RELEASED FOR PUBLICATION

2014

© COPYRIGHT 2014

BY TE CONNECTIVITY

ALL RIGHTS RESERVED.

LOC -

DIST -

REVISIONS

P	LTR	DESCRIPTION	DATE	DWN	APVD
NC		NEW RELEASE PER E.O. PI8793	31MAR2005	-	RDR
A		REVISED PER ECO-14-013476	04SEP2014	PV	DM

5 MATERIAL:
CONNECTOR: PA66
PINS: COPPER ALLOY

4 ORIENTATION OF THE "DEUTSCH" AND "-P031" TO BE OPTIONAL.

3 MAXIMUM CURRENT RATING FOR THE 3 PIN BUSBAR IS 13 AMPS.

2 BORDERS SIGNIFY THAT PINS 1, 11, 12 ARE BUSSED TOGETHER WITH A 3 PIN BUSBAR. PINS 2, 3, 10 ARE BUSSED TOGETHER WITH A 3 PIN BUSBAR. PINS 4, 8, 9 ARE BUSSED TOGETHER WITH A 3 PIN BUSBAR. PINS 5, 6, 7 ARE BUSSED TOGETHER WITH A 3 PIN BUSBAR.

1 THIS RECEPTACLE MATES WITH DT06-12SX-XXXX PLUG
(X= A, B, C, D KEYS; XXXX= ALL MODIFICATIONS)

THIS DRAWING IS A CONTROLLED DOCUMENT.

DWN 21AUG2014

PRAVEENA, V

CHK 22AUG2014

R. MESSENGER

APVD 04SEP2014

D. MEYER

PRODUCT SPEC

-

APPLICATION SPEC

-

WEIGHT

26 g

CUSTOMER DRAWING

NAME
DT 12 WAY RECEPTACLE
(4) 3 PIN BUSBARS
GOLD PLATED

SIZE	CAGE CODE	DRAWING NO	RESTRICTED TO
A3	-	DT04-12PX-P031	-

DIMENSIONS:
INCHES [mm]TOLERANCES UNLESS
OTHERWISE SPECIFIED:

0 PLC	±-
1 PLC	±-
2 PLC	±-
3 PLC	±.020 [0.51]
4 PLC	±-
ANGLES	±0° 30' 0"

MATERIAL

FINISH

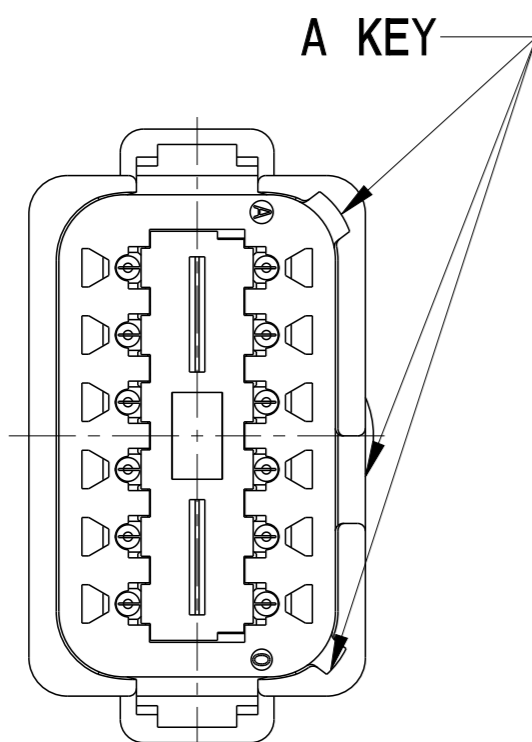
-

TE Connectivity

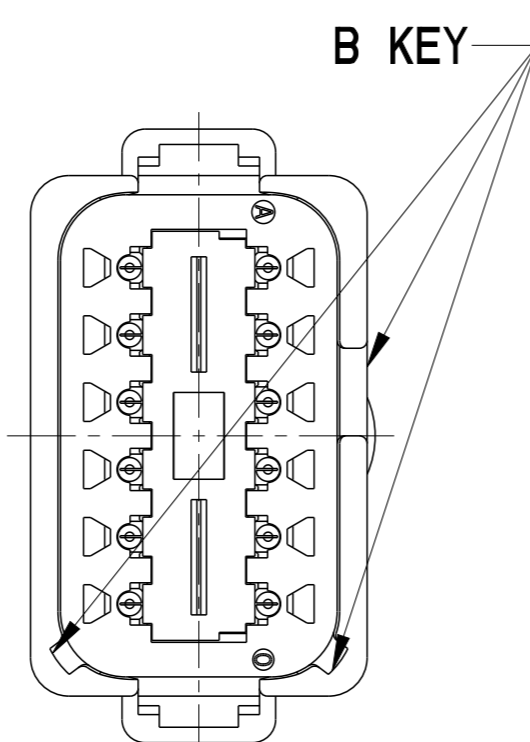
SCALE	SHEET	OF	REV
2:1	1	2	A

1470-19 (3/11)

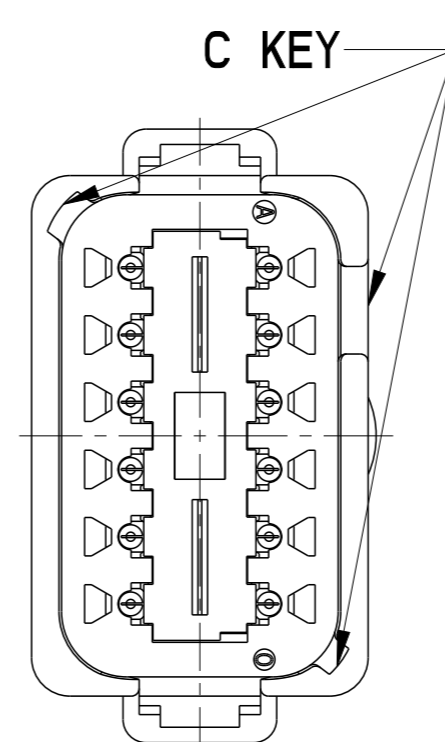
LOC	DIST	REVISIONS			
P	LTR	DESCRIPTION	DATE	DWN	APVD
-	-	SEE SHEET 1	-	-	-



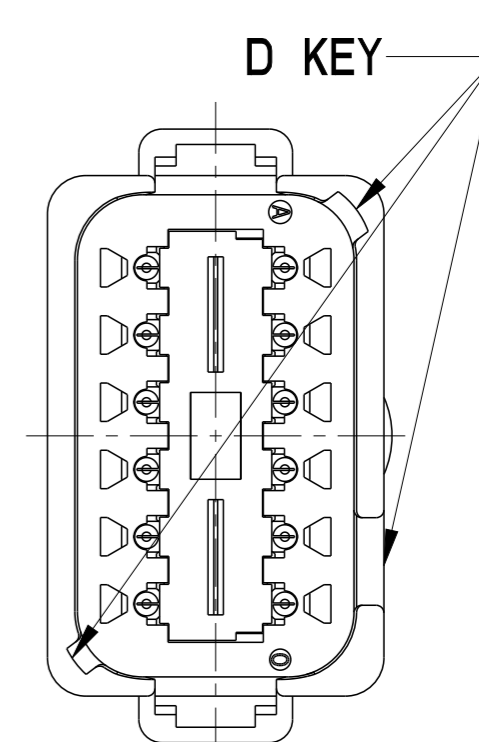
DT04-12PA-P031
COLOR: GREY



DT04-12PB-P031
COLOR: BLACK



DT04-12PC-P031
COLOR: GREEN



DT04-12PD-P031
COLOR: BROWN

NOTES: SEE SHEET ONE

THIS DRAWING IS A CONTROLLED DOCUMENT.		DWN PRAVEENA.V 21AUG2014														
DIMENSIONS: INCHES [mm]		CHK R. MESSENGER 22AUG2014														
TOLERANCES UNLESS OTHERWISE SPECIFIED:		APVD D. MEYER 04SEP2014	NAME DT 12 WAY RECEPTACLE (4) 3 PIN BUSBARS GOLD PLATED													
<table border="0"> <tr><td>0 PLC</td><td>±-</td></tr> <tr><td>1 PLC</td><td>±-</td></tr> <tr><td>2 PLC</td><td>±-</td></tr> <tr><td>3 PLC</td><td>±.020 [0.51]</td></tr> <tr><td>4 PLC</td><td>±-</td></tr> <tr><td>ANGLES</td><td>±0° 30' 0"</td></tr> </table>		0 PLC	±-	1 PLC	±-	2 PLC	±-	3 PLC	±.020 [0.51]	4 PLC	±-	ANGLES	±0° 30' 0"	PRODUCT SPEC -	SIZE A3	CAGE CODE -
0 PLC	±-															
1 PLC	±-															
2 PLC	±-															
3 PLC	±.020 [0.51]															
4 PLC	±-															
ANGLES	±0° 30' 0"															
MATERIAL -		FINISH -	APPLICATION SPEC -	DRAWING NO G-DT04-12PX-P031												
		WEIGHT 26 g	RESTRICTED TO -													
		CUSTOMER DRAWING	SCALE 2:1	SHEET 2 OF 2 REV A												